

PHOTO DOCUMENTATION

60418398 001

for

Grid-connected PV Inverter

EA2KSI, EA2.5KSI, EA3KSI, EA3KSI-D,
EA3.68KSI, EA4KSI, EA4.6KSI, EA5KSI,
EA6KSI, EA7KSI

EAST Group Co., Ltd.



This documentation consists of 8 pages (excluding this cover page)

Report Number: 60418398 001

Model: as cover



Figure 1. Front view for model: EA2KSI, EA2.5KSI, EA3KSI



Figure 2. Rear view for model: EA2KSI, EA2.5KSI, EA3KSI

Report Number: 60418398 001

Model: as cover



Figure 3. Terminal panel view for model: EA2KSI, EA2.5KSI, EA3KSI



Figure 4. Internal view-1 for model: EA2KSI, EA2.5KSI, EA3KSI

Report Number: 60418398 001

Model: as cover



Figure 5. Component side view of Main board for model: EA2KSI, EA2.5KSI, EA3KSI




Figure 6. Solder side view of Main board for model: EA2KSI, EA2.5KSI, EA3KSI

Report Number: 60418398 001

Model: as cover



Figure 7. Front view for model: EA3KSI-D, EA3.68KSI, EA4KSI, EA4.6KSI, EA5KSI, EA6KSI, EA7KSI



Figure 8. Rear view for model: EA3KSI-D, EA3.68KSI, EA4KSI, EA4.6KSI, EA5KSI, EA6KSI, EA7KSI

Report Number: 60418398 001

Model: as cover



Figure 9. Terminal panel view for model: EA3KSI-D, EA3.68KSI, EA4KSI, EA4.6KSI, EA5KSI, EA6KSI, EA7KSI



Figure 10. Internal view-1 for model: EA3KSI-D, EA3.68KSI, EA4KSI, EA4.6KSI, EA5KSI

Report Number: 60418398 001

Model: as cover



Figure 11. Component side view of Main board for model: EA3KSI-D, EA3.68KSI, EA4KSI, EA4.6KSI, EA5KSI, EA6KSI, EA7KSI




Figure 12. Solder side view of Main board for model: EA3KSI-D, EA3.68KSI, EA4KSI, EA4.6KSI, EA5KSI, EA6KSI, EA7KSI

Report Number: 60418398 001

Model: as cover




Figura 13. Component side view of Control board

Report Number: 60418398 001

Model: as cover



Figure 14. Solder side view of Control board



Figure 15. Internal view-2 for model: EA6KSI, EA7KSI

--End of the Photo documentation--