







# SINGLE-PHASE RESIDENTIAL ENERGY STORAGE INVERTER



EAHI-3000-SL  
EAHI-3600-SL  
EAHI-5000-SL  
EAHI-6000-SL

-  IP66 all-aluminum chassis, adaptable to outdoor environment
-  High charge/discharge efficiency, compatible with lithium battery and lead-acid battery
-  Flexibly settable charge/discharge time section and power, peak load shaving
-  APP real time monitoring, easy maintenance
-  Outstanding off-grid output performance, adaptable to various non-linear load

## Hybrid Inverter Specification

MODEL	EAHI-3000-SL	EAHI-3600-SL	EAHI-5000-SL	EAHI-6000-SL
<b>PV input parameter</b>				
Max. input power	4680W		6500W	7800W
Max. input voltage	550Vdc			
Rated input voltage	360Vdc			
Start-up voltage	100Vdc			
Min. operating voltage	150Vdc			
MPPT voltage range	100~540Vdc			
Max. input current per MPPT	16A		16A/16A	
Max. short-circuit current per MPPT	24A		24A/24A	
Number of MPPT	1		2	
Number of input strings per MPPT	1		1/1	
<b>Battery input parameter</b>				
Battery type	Li-ion, Lead-acid battery			
Voltage range	42~58Vdc			
Max. charge current	66A	75A	100A	100A
Max. discharge current	66A	75A	100A	120A
Charging curve	3 Stages/Equalization			
Lithium battery charging strategy	BMS self-adaption			
<b>AC input parameter (grid)</b>				
Grid type	Single phase (L/N/PE)			
Input voltage range	184~276Vac			
Input frequency range	50±5Hz/60±5Hz			
Max. input current	21.8A	26.2A	36.5A	40A
<b>AC output parameter (grid)</b>				
Rated output power	3000W	3600W	5000W	6000W
Max. apparent output power	3000VA	3600VA	5000VA	6000VA
Grid system mode	Single phase (L+N+PE)			
Rated output voltage	220Vac/230Vac			
Rated output frequency	50Hz/60Hz			
Rated output current	13.6A/13.0A	16.4A/15.7A	22.7A/21.8A	27.3A/26.1A
Max. output current	13.6A	16.4A	22.7A	27.3A
Power factor	>0.99 (0.8 leading~0.8 lagging)			
THDI	≤3% (@ Rated Power)			
<b>AC output parameter (back-up)</b>				
Rated output power	3000W	3600W	5000W	6000W
Max. apparent power	3000VA	3600VA	5000VA	6000VA
Output system mode	Single phase (L+N+PE)			
Rated output voltage	230Vac (208/220/240Vac settable)			
Rated output frequency	50Hz/60Hz			
Rated output current	13.0A	15.7A	21.8A	26.1A
Max. output current	14.4A	17.3A	24.0A	28.8A
THDV	≤3% (linear load)			
Transfer time	≤10ms			
<b>Efficiency</b>				
Max. efficiency	97.8%			
MPPT efficiency	99.9%			
<b>Protections</b>				
Protections	Over/under voltage, over/under-frequency, over load, output short-circuit, over temperature, residual current monitoring unit, output over-current, insulation resistance, anti islanding, surge protection			
Output overvoltage protection	DC Type II/AC Type III			
<b>Others</b>				
Communications	RS485, WIFI			
Dimensions (WxHxD)(mm)	548x440x197			
Net weight (kg)	21.4		24.8	
Topology	High frequency isolation (for battery)			
IP rating	IP66			
Operating temperature	-25°C ~ +60°C (>45°C derating)			
Cooling mode	Natural cooling			
Altitude	4000m			
Noise level at 1 m	≤25dB			
Installation mode	Wall-mounted			
<b>Standards</b>				
Safety regulation	IEC/EN 62109-1/-2, AS62109			
EMC	EN 61000-6-1/-2/-3/-4			
Grid connection	CEI 0-21, DIN VDE V 0124-100:2020, VDE-AR-N 4105:2018, AS4777.2, NRS097-2-1, EN 50549-1			