

EAST[®]
SINCE 1989

LiFePO4 UPS

**EAST UPS
Guard
Power Well**



EAST GROUP CO., LTD.

No.6 Northern Industry Road, Songshan Lake Sci&Tech
Industrial Park, Dongguan city, Guangdong, China (523808)
TEL: +86 769 22898802
Email: eastups@eastups.com
<https://en.eastups.com/>



EAST GROUP CO., LTD.
<https://en.eastups.com/>



COMPANY PROFILE

About Us

EAST Group Co., Ltd. established in 1989, is a global smart city & smart energy system solutions supplier and excellent listed company (stock code 300376), having registered capital of 2.3 billion CNY and a headquarter with 200,000 m² manufacturing and R&D space in Dongguan city. We keep growing marketing and service network with more than 140 countries' partners and customers spread around the world. We have been awarded Global Top 500 New Energy Enterprises, and won the 117th China Patent Excellence Award with more than 660 patents.

Our Products

EAST is ISO 9001: 2015 and ISO 14001: 2004 certified, and committed to providing green, energy-saving, stable, reliable and continuous power supply products and solutions. Our main products and services include:

- 1) UPS & Data center solutions
- 2) Solar inverters & PV energy solutions
- 3) Electric vehicle charging station
- 4) Energy storage & Smart micro-grid system
- 5) Stabilizer (AVR)
- 6) EPS (Emergency power supply)
- 7) Lead-acid maintenance-free battery

Our Team

EAST R&D team consists of 600 professional engineers and power experts. A Postdoctoral Scientific Research Workstation granted by the National Ministry of Personnel, and four R & D and operation bases in Dongguan, Hefei, Kunshan and Nanjing city have been established, which constantly bring in talent all over the world to join us.

Our Mission

Customer's satisfaction is our permanent pursuit. In order to consciently create maximum value for customers, we focus on our customers' market challenges and needs by providing excellent power supply solution and high quality products as well as best service, and giving top priority to meeting customer requirements to enhance their competitiveness and profitability.

CONTENTS

- 01 EA900 LiFePO₄ (220V)
1kVA~3kVA
- 03 EA900RT LiFePO₄ (220V)
1kVA~3kVA
- 05 EA900 LiFePO₄ (120V)
1kVA~3kVA
- 07 EA900RT LiFePO₄ (120V)
1kVA~3kVA

EA900 LiFePO4 (220V)

1 kVA ~ 3 kVA
PF 1.0




Features

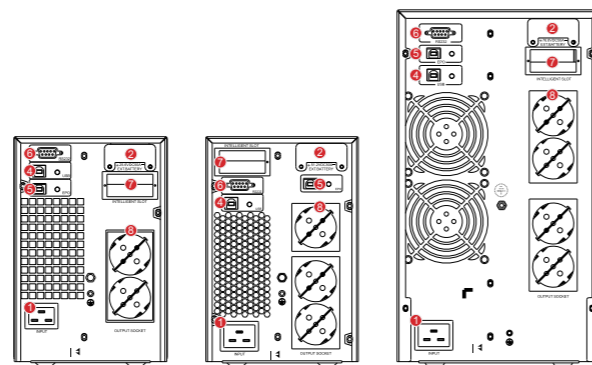
- High frequency on-line double conversion technology
- DSP (Digital signal processing) control technology
- Active power factor correction (APFC), input power factor up to 0.99
- Output power factor 1.0
- Wide input voltage range (110 V ~ 300 Vac) and frequency range (40 ~ 70 Hz)
- Auto sensing frequency
- 50 / 60 Hz frequency conversion
- Cold start
- Rear ventilation design and variable speed fan
- Effective software and hardware protection
- Quick and stable charging, 90% capacity restored in 8h (standard model UPS)
- Linear derating in low voltage input reducing battery discharging times
- Settable delayed start when power is restored
- Advanced battery management (ABM)
- Multiple functions settable via LCD: output voltage, EOD, auto-start, bypass mode
- Multi-platform communications: RS232 (standard), USB / RS485 / SNMP / dry contacts (optional)
- Optional USB, RS485 card, AS400 dry contacts, SNMP card, SMS alarms, EPO function

Rear Panel

1. AC input socket
2. Battery connector (Optional)
3. Fan
4. USB (Optional)
5. EPO (Optional)
6. RS232
7. Intelligent slot (Optional)
8. Output sockets



Optional outlets



1KVAS (25.6V)

2KVAS (51.2V)

3KVAS (76.8V)

Specifications

MODEL	EA901 LiFePO4	EA902 LiFePO4	EA903 LiFePO4
Capacity	1kVA / 1kW	2kVA / 2kW	3kVA / 3kW
INPUT			
Rated voltage	208 / 220 / 230 / 240 Vac		
Voltage range	110 ~ 176 Vac (linear derating between 50% and 100% load); 176 ~ 280 Vac (no derating); 280 ~ 300 Vac (derating 50%)		
Frequency	40 ~ 70 Hz (auto-sensing)		
Power factor	≥ 0.99		
Bypass voltage range	- 25% ~ +15% (settable)		
Total harmonic distortion (THDi)	≤ 6%		
OUTPUT			
Voltage	208 / 220 / 230 / 240 Vac (settable via LCD)		
Voltage regulation	±1%		
Frequency	45 ~ 55 Hz or 55 ~ 65 Hz (synchronized range); 50 / 60 Hz ± 0.1 Hz (battery mode)		
Waveform	Sinusoidal		
Power factor	1.0		
Total harmonic distortion (THDv)	≤ 2% (linear load), ≤ 5% (non-linear load)		
Crest factor	3:1		
Overload	105% ~ 125% for 1 min, 125% ~ 150% for 30 s, > 150% for 300 ms		
BATTERIES			
Battery type	LiFePO4		
DC voltage	25.6V (S)	51.2V (S)	76.8V (S)
Inbuilt battery	8×3.2V/8.7Ah	16×3.2V/8.7Ah	24×3.2V/8.7Ah
Charging current (max.)	Standard model: 1A		
Recharge time	Standard model: 90% capacity restored in 8 hours		
SYSTEM			
Efficiency	≥ 90% (Mains mode)	≥ 91% (Mains mode)	≥ 92% (Mains mode)
	≥ 85% (Battery mode)	≥ 86% (Battery mode)	≥ 87% (Battery mode)
	≥ 95% (ECO mode)	≥ 96% (ECO mode)	≥ 97% (ECO mode)
Transfer time	Mains mode to battery mode: 0 ms Inverter mode to bypass mode: 4 ms (typical)		
Protections	Short-circuit, overload, overtemperature, battery discharge protection and fan testing protection		
Communications	RS232 (standard), USB / RS485 / dry contacts / SNMP (optional)		
Display	LCD + LED		
Standards	EN 62040-1, EN 62040-2, EN 61000-3-2, EN 61000-3-3, IEC 61000-4-2, IEC 61000-4-3, IEC 61000-4-4, IEC 61000-4-5, IEC 61000-4-6, IEC 61000-4-8, IEC 61000-4-11, IEC 61000-2-2, IEC 62040-2, IEC 62040-1, IEC 62040-3		
OTHERS			
Operating temperature	0°C ~ 40°C		
Storage temperature	-25°C ~ 55°C (without batteries)		
Relative humidity	0 ~ 95% (non-condensing)		
Altitude	≤ 1000 m, derating 1% for each additional 100 m		
IP rating	IP 20		
Noise level at 1m	≤ 50 dB		
Dimensions (W×D×H) (mm)	144×312×216	144×417×216	191×419×335
Packaged dimensions (W×D×H) (mm)	230×402×315	230×506×315	277×500×435
Net weight (kg)	9.4	12.9	18.3
Gross weight (kg)	10.4	14.3	19.9

- Derate capacity to 70% in CUCF mode and to 90% when the output voltage is adjusted to 208 Vac.
- S means standard model.
- All specifications are subject to change without notice.
- Custom-made specifications are acceptable.

EA900RT LiFePO4 (220V)

1 kVA ~ 3 kVA
PF 1.0

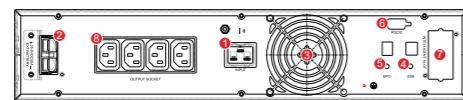


Features

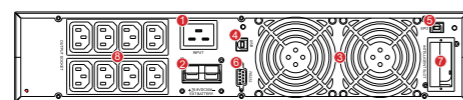
- High frequency on-line double conversion technology
- DSP (Digital signal processing) control technology
- Active power factor correction (APFC), input power factor up to 0.99
- Output power factor 1.0
- Wide input voltage range (110 V ~ 300 Vac) and frequency range (40 ~ 70 Hz)
- Auto sensing frequency
- 50 / 60 Hz frequency conversion
- Cold start
- Rear ventilation design and variable speed fan
- Effective software and hardware protection
- Quick and stable charging, 90% capacity restored in 8h (standard model UPS)
- Linear derating in low voltage input reducing battery discharging times
- Settable delayed start when power is restored
- Hot-swappable battery
- Advanced battery management (ABM)
- Multiple functions settable via LCD: output voltage, EOD, auto-start, bypass mode
- Multi-platform communications: RS232 (standard), USB / RS485 / SNMP / dry contacts (optional)
- Optional USB, RS485 card, AS400 dry contacts, SNMP card, SMS alarms, EPO function, MBS (External maintenance bypass switch)

Rear Panel

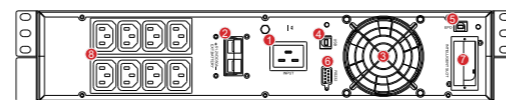
1. AC input socket
2. Battery connector (Optional)
3. Fan
4. USB (Optional)
5. EPO (Optional)
6. RS232
7. Intelligent slot (Optional)
8. Output sockets



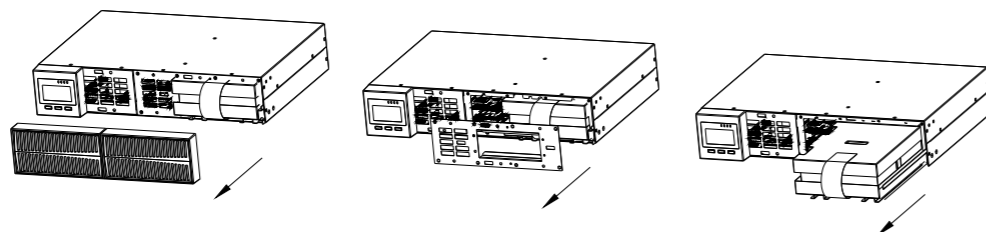
1KVASRT (25.6V)



3KVASRT (76.8V)



2KVASRT (51.2V)



Easy for maintenance, hot-swappable battery

Specifications

MODEL	EA901RT LiFePO4	EA902RT LiFePO4	EA903RT LiFePO4
Capacity	1kVA / 1kW	2kVA / 2kW	3kVA / 3kW
INPUT			
Rated voltage	208 / 220 / 230 / 240 Vac		
Voltage range	110 ~ 176 Vac (linear derating between 50% and 100% load); 176 ~ 280 Vac (no derating); 280 ~ 300 Vac (derating 50%)		
Frequency	40 ~ 70 Hz (auto-sensing)		
Power factor	≥ 0.99		
Bypass voltage range	-25% ~ +15% (settable)		
Total harmonic distortion (THDi)	≤ 6%		
OUTPUT			
Voltage	208 / 220 / 230 / 240 Vac (settable via LCD)		
Voltage regulation	± 1%		
Frequency	45 ~ 55 Hz or 55 ~ 65 Hz (synchronized range); 50 / 60 Hz ± 0.1 Hz (battery mode)		
Waveform	Sinusoidal		
Power factor	1.0		
Total harmonic distortion (THDv)	≤ 2% (linear load); ≤ 5% (non-linear load)		
Crest factor	3:1		
Overload	105% ~ 125% for 1 min, 125% ~ 150% for 30 s, > 150% for 300 ms		
BATTERIES			
Battery type	LiFePO4		
DC voltage	25.6V (S)	51.2V (S)	76.8V (S)
Inbuilt battery	8×3.2V/8.7Ah	16×3.2V/8.7Ah	24×3.2V/8.7Ah
Charging current (max.)	Standard model: 1A		
Recharger time	Standard model: 90% capacity restored in 8 hours		
SYSTEM			
Efficiency	≥ 90% (Mains mode)	≥ 91% (Mains mode)	≥ 92% (Mains mode)
	≥ 85% (Battery mode)	≥ 86% (Battery mode)	≥ 87% (Battery mode)
	≥ 95% (ECO mode)	≥ 96% (ECO mode)	≥ 97% (ECO mode)
Transfer time	Mains mode to battery mode: 0 ms Inverter mode to bypass mode: 4 ms (typical)		
Protections	Short-circuit, overload, overtemperature, battery discharge protection and fan testing protection		
Communications	RS232 (standard), USB / RS485 / dry contacts / SNMP (optional)		
Display	LCD + LED		
Standards	EN 62040-1, EN 62040-2, EN 61000-3-2, EN 61000-3-3, IEC 61000-4-2, IEC 61000-4-3, IEC 61000-4-4, IEC 61000-4-5, IEC 61000-4-6, IEC 61000-4-8, IEC 61000-4-11, IEC 61000-2-2, IEC 62040-2, IEC 62040-1		
OTHERS			
Operating temperature	0°C ~ 40°C		
Storage temperature	-25°C ~ 55°C (without batteries)		
Relative humidity	0~95% (non-condensing)		
Altitude	≤ 1000 m, derating 1% for each additional 100 m		
IP rating	IP 20		
Noise level at 1m	≤ 50 dB		
Dimensions (W × D × H) (mm)	440×316×88	440×430×88	440×560×88
Packaged dimensions (W×D×H) (mm)	545×428×194	545×560×201	545×690×201
Net weight(kg)	9	15.2	20.8
Gross weight(kg)	9.7	18.3	23.7

- Derate capacity to 70% in CUCF mode and to 90% when the output voltage is adjusted to 208 Vac.
- S means standard model.

- All specifications are subject to change without notice.
- Custom-made specifications are acceptable.

EA900 LiFePO4 (120V)

1 kVA ~ 3 kVA
PF 1.0

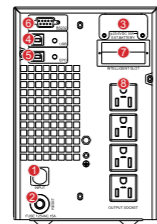


Features

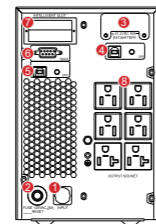
- High frequency on-line double conversion technology
- DSP (Digital signal processing) control technology
- Active power factor correction (APFC), input power factor up to 0.99
- Output power factor 1.0
- Wide input voltage range (50 V ~ 150 V) and frequency range (40 ~ 70 Hz)
- Auto sensing frequency
- 50 / 60 Hz frequency conversion
- Cold start
- Rear ventilation design and variable speed fan
- Effective software and hardware protection
- Quick and stable charging, 90% capacity restored in 8h (standard model UPS)
- Linear derating in low voltage input reducing battery discharging times
- Settable delayed start when power is restored
- Advanced battery management (ABM)
- Multiple functions settable via LCD: output voltage, EOD, auto-start, bypass mode
- Multi-platform communications: RS232 (standard), USB / RS485 / SNMP / dry contacts (optional)
- Optional USB, RS485 card, AS400 dry contacts, SNMP card, SMS alarms, EPO function

Rear Panel

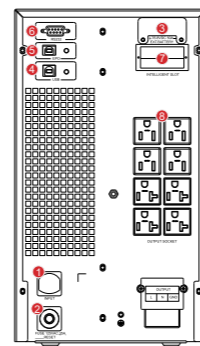
1. AC input socket
2. Overcurrent protection
3. Battery connector (Optional)
4. USB (Optional)
5. EPO (Optional)
6. RS232
7. Intelligent slot (Optional)
8. Output sockets



1KVAS (25.6V)



2KVAS (51.2V)



3KVAS (76.8V)

Specifications

MODEL	EA901 LiFePO4	EA902 LiFePO4	EA903 LiFePO4
Capacity	1kVA / 1kW	2kVA / 2kW	3kVA / 3kW
INPUT			
Rated voltage	100 / 110 / 115 / 120 / 127 Vac		
Voltage range	50 ~ 80 Vac (linear derating between 50% and 100% load); 80 ~ 150 Vac (no derating)		
Frequency range	40 ~ 70 Hz (auto-sensing)		
Power factor	≥ 0.99		
Bypass voltage range	-25% ~ +15% (settable)		
Rated input frequency	50 Hz / 60 Hz (auto-sense)		
THDi	≤ 6%		
OUTPUT			
Voltage	100 / 110 / 115 / 120 / 127 Vac (settable via LCD)		
Voltage regulation	± 1%		
Frequency	45 ~ 55 Hz or 55 ~ 65 Hz (synchronized range); 50 / 60 Hz ±0.1 Hz (battery mode)		
Waveform	Sinusoidal		
Power factor	1.0		
THDv	≤ 2% (linear load), ≤ 5% (non-linear load)		
Crest factor	3:1		
Overload	108% ~ 127% for 1 min; 127% ~ 150% for 30 s; >150% for 100 ms		
BATTERIES			
Battery type	LiFePO4		
DC voltage	25.6V (S)	51.2V (S)	76.8V (S)
Inbuilt battery	8×3.2V/8.7Ah	16×3.2V/8.7Ah	24×3.2V/8.7Ah
Charging current (max.)	1 A		
Recharge time	Standard model: 90% capacity restored in 8 hours		
SYSTEM CONTROL AND COMMUNICATIONS			
Efficiency	≥ 90% (Mains mode)		
	≥ 85% (Battery mode)		
	≥ 95% (ECO mode)		
Transfer time	Mains mode to battery mode: 0ms; Inverter mode to bypass mode: 4ms (typical)		
Protections	Short-circuit, overload, overtemperature, battery discharge protection and fan testing protection		
Communication port	RS232 (standard); USB / RS485 / SNMP / dry contacts(options)		
Display	LCD+LED		
ENVIRONMENTAL			
Operating humidity	0 ~ 95 % RH @ 0 ~ 40°C (non-condensing)		
Storage temperature	-25°C ~ 55°C (exclude batteries)		
Operating altitude	≤ 1000m, above 1000m, derating 1% for each rising 100m		
Protection class	IP20		
Noise level	≤ 50dB		
OTHERS			
Dimensions (W × D × H) (mm)	144×315×211	144×450×211	191×437×335
Packaged dimensions (W × D × H) (mm)	230×402×315	230×536×315	277×500×435
Net weight (kg)	8.3	14.1	20
Gross weight (kg)	9.3	15.5	21.5

- Derate capacity to 70% in CUCF mode and to 90% when the output voltage is adjusted to 100Vac.
- S means standard model.
- All specifications are subject to change without notice.
- Custom-made specifications are acceptable.

EA900RT LiFePO4 (120V)

1 kVA ~ 3 kVA
PF 1.0

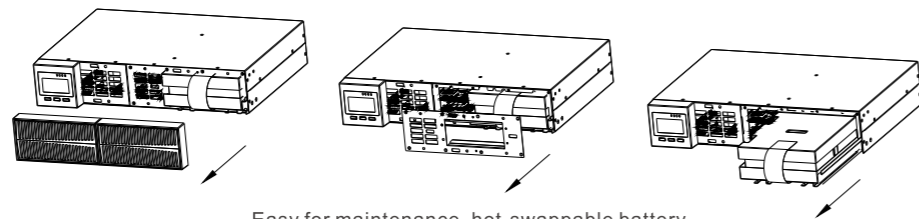
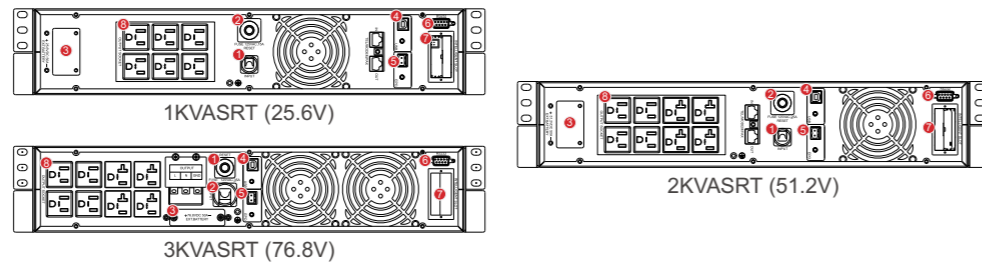


Features

- High frequency on-line double conversion technology
- DSP (Digital signal processing) control technology
- Active power factor correction (APFC), input power factor up to 0.99
- Output power factor 1.0
- Wide input voltage range (50 V ~ 150 V) and frequency range (40 ~ 70 Hz)
- Auto sensing frequency
- 50 / 60 Hz frequency conversion
- Cold start
- Rear ventilation design and variable speed fan
- Effective software and hardware protection
- Quick and stable charging, 90% capacity restored in 8h (standard model UPS)
- Linear derating in low voltage input reducing battery discharging times
- Settable delayed start when power is restored
- Advanced battery management (ABM)
- Multiple functions settable via LCD: output voltage, EOD, auto-start, bypass mode
- Multi-platform communications: RS232 (standard), USB / RS485 / SNMP / dry contacts (optional)
- Optional USB, RS485 card, AS400 dry contacts, SNMP card, SMS alarms, EPO function; MBS (External maintenance bypass switch)

Rear Panel

1. AC input socket
2. Overcurrent protection
3. Battery connector (Optional)
4. USB (Optional)
5. EPO (Optional)
6. RS232
7. Intelligent slot (Optional)
8. Output sockets



Easy for maintenance, hot-swappable battery

Specifications

MODEL	EA901RT LiFePO4	EA902RT LiFePO4	EA903RT LiFePO4
Capacity	1kVA / 1kW	2kVA / 2kW	3kVA / 3kW
INPUT			
Rated voltage	100 / 110 / 115 / 120 / 127 Vac		
Voltage range	50 ~ 80 Vac (linear derating between 50% and 100% load); 80 ~ 150 Vac (no derating)		
Frequency range	40 ~ 70 Hz (auto-sensing)		
Power factor	≥ 0.99		
Bypass voltage range	-25% ~ +15% (settable)		
Rated input frequency	50 Hz / 60 Hz (auto-sense)		
THDi	≤ 6%		
OUTPUT			
Voltage	100 / 110 / 115 / 120 / 127 Vac (settable via LCD)		
Voltage regulation	± 1%		
Frequency	45 ~ 55 Hz or 55 ~ 65 Hz (synchronized range); 50 / 60 Hz ±0.1 Hz (battery mode)		
Waveform	Sinusoidal		
Power factor	1.0		
THDv	≤ 2% (linear load), ≤ 5% (non-linear load)		
Crest factor	3:1		
Overload	108% ~ 127% for 1 min; 127% ~ 150% for 30 s; >150% for 100 ms		
BATTERIES			
Battery type	LiFePO4		
DC voltage	25.6V (S)	51.2V (S)	76.8V (S)
Inbuilt battery	8×3.2V/8.7Ah	16×3.2V/8.7Ah	24×3.2V/8.7Ah
Charging current (max.)	1 A		
Recharge time	Standard model: 90% capacity restored in 8 hours		
SYSTEM CONTROL AND COMMUNICATIONS			
Efficiency	≥ 90% (Mains mode)		
	≥ 85% (Battery mode)		
	≥ 95% (ECO mode)		
Transfer time	Mains mode to battery mode: 0ms; Inverter mode to bypass mode: 4ms (typical)		
Protections	Short-circuit, overload, overtemperature, battery discharge protection and fan testing protection		
Communication port	RS232 (standard); USB / RS485 / SNMP / dry contacts(options)		
Display	LCD+LED		
ENVIRONMENTAL			
Operating humidity	0 ~ 95 % RH @ 0 ~ 40°C (non-condensing)		
Storage temperature	-25°C ~ 55°C (exclude batteries)		
Operating altitude	≤ 1000m, above 1000m, derating 1% for each rising 100m		
Protection class	IP20		
Noise level	≤ 50dB		
OTHERS			
Dimensions (W × D × H) (mm)	440×316×88	440×468×88	440×560×88
Packaged dimensions (W × D × H) (mm)	545×428×194	545×592×198	545×690×201
Net weight (kg)	9.2	12.8	18
Gross weight (kg)	9.9	16.3	21

- Derate capacity to 70% in CUCF mode and to 90% when the output voltage is adjusted to 100Vac.
- S means standard model.
- All specifications are subject to change without notice.
- Custom-made specifications are acceptable.