



Line Interactive UPS & Inverter

**EAST UPS
Guard
Power Well**



EAST GROUP CO., LTD.

No.6 Northern Industry Road, Songshan Lake Sci.&Tech.
Industrial Park, Dongguan City, Guangdong, China (523808)
Tel: +86 769 22898801
Fax: +86 769 87920552
Email: eastups@eastups.com
<http://www.eastups.com>



EAST GROUP CO., LTD.
<https://en.eastups.com/>

COMPANY PROFILE

About us

EAST Group Co., Ltd. Established in 1989, is a global smart city & smart energy system solutions supplier and excellent listed company (stock code 300376), having registered capital of 2.3 billion CNY and a headquarter with 200,000 m² manufacturing and R&D space in Dongguan city. We keep growing marketing and service network with more than 140 countries' partners and customers spread around the world. We have been awarded Global Top 500 New Energy Enterprises, and won the 117th China Parent Excellence Award with more than 660 patents.

Our Products

EAST is ISO 9001: 2015 and ISO 14001: 2015 certified, and committed to providing green, energy-saving, stable, reliable and continuous power supply products and solutions. Our main products and services include:

- 1) UPS & Data center solutions
- 2) Solar inverters & PV energy solutions
- 3) Electric vehicle charging station
- 4) Energy storage & Smart micro-grid system
- 5) Stabilizer(AVR)
- 6) EPS(Emergency power supply)
- 7) Lead-acid maintenance-free battery

Our Team

EAST R&D team consists of 600 professional engineers and power experts. A Postdoctoral Scientific Research Workstation granted by the National Ministry of Personnel, and four R & D and operation bases in Dongguan, Hefei, Kunshan and Nanjing city have been established, which constantly bring in talent all over the world to join us.

Our Mission

Customer's satisfaction is our permanent pursuit. In order to consistently create maximum value for customers, we focus on our customers' market challenges and needs by providing excellent power supply solution and high quality products as well as best service, and giving top priority to meeting customer requirements to enhance their competitiveness and profitability.



CONTENTS

- 01 DC UPS
18W
- 03 EA200
400 VA ~ 3000 VA
- 05 EA200Pro
400 VA ~ 1500 VA
- 07 EA200Plus
600 VA ~ 1000 VA
- 09 EA200Pro+
600 VA
- 11 EA200R
600 VA ~ 2000 VA
- 13 Gaming UPS
1000 VA ~ 2000 VA
- 15 EA600 Pro
1000 VA ~ 2000 VA
- 17 EA600
500 VA ~ 3000 VA
- 19 Pure Sine Wave Inverter
300 W ~ 3500 W
- 21 Pure Sine Wave Inverter
300 W ~ 500 W
- 23 Modified Sine Wave Inverter
1200 VA ~ 2400 VA
- 25 Software & Accessories
Monitoring Software UPSmart
SNMP Card

DC UPS-18W



Features

- Built - in lithium battery
- Auto start when connected to the adapter
- Auto shutdown when battery undervoltage
- Support charging when the machine shutdown
- Undervoltage & short - circuit protection
- Push the switch to switching rated output voltage
- Auto close output with LED flashing to remind short-circuit
- Support battery self replacement by opening the cover
- CE certification proves the high quality and reliability
- Compact and contemporary design, easy to install and use
- User friendly multi-LED status indicators
- 5V USB DC output for charging cell phones, PDA, PSP, IPOD, MP4, etc.
- Application: router, modem, wireless phone, CCTV



Side view



Top view

Specifications

MODEL	DC18W	
CE certification	Support	
Input (DC)	12V±1V	
Output (DC)	12V / 15V	
Battery capacity	2200mAH x 3	
INPUT		
Rated voltage	12V±1V	
Input current	MAX 2A±0.15A	
OUTPUT		
Rated voltage	5521_DC socket: DC 12V/15V	USB 5V
Output power (Max.)	18W	10W
Output current (Max.)	12V 1.5A/15V 1.2A	5V 2A
Short - circuit protection	Output closure with LED flashes	
BATTERY		
Battery type	Ternary lithium battery 18650	
Rated voltage	3.7V	
Battery capacity / quantity	2200mAH	3 cells
Battery combination method	Series connection	
Rated output voltage of battery pack	11.1V	
Battery protection board	In - built	
Battery undervoltage protection	9.1V±0.2V	
No-load charging current	2.1A Max.	
Full load charging current	0.3A Max.	
Charge time	1H (90%), 1.5H (100%)	
Discharge time	18W / 70mins	
Auto start when connected to the adapter	Support	
Battery disassembly	Support battery replacement by opening the cover	
Shutdown charging	Support	
DISPLAY		
Battery level display	Four green LED lights indicate battery level of 25%, 50%, 75%, 100%	
12V / 15V output display	Two green LED lights indicate 12V / 15V	
Charging / battery mode display	Green LED light indicates charging mode / red LED light indicates battery mode	
Charging display	Battery level light flashes while charging	
OPERATION ENVIRONMENT		
Operation environment	Temperature 0°C - 40°C, humidity 20% - 90%	
Noise level	< 40dB	
DIMENSION		
Length x width x height (mm)	141 x 88 x 27	
Net weight (g)	275	
HOUSING MATERIAL AND COLOR		
Housing material	ABS - 15E1	
Housing color	White RAL - 9010	
Charging DC port color	Black	
OUT DC port color	Black	
Toggle switch color	Black toggle switch does not protrude from the housing	

EA200

400 VA ~ 3000 VA



Features

- LED display or LCD display selectable
- Microprocessor-based digital control
- Boost and buck AVR for voltage stabilization
- Auto sensing frequency
- Wide input voltage range
- Power-on self test
- Cold start
- Auto restart when mains power is restored
- Auto track mains phase to ensure that inverter output voltage has same phase with utility voltage, reducing transfer time and peak surge
- Intelligent battery management: battery temperature compensation to extend the battery life; three-stage charging to shorten recharge time
- Short circuit, battery overcharge / overdischarge, overload, surge protections
- Automatic charging in OFF mode
- Optional no-load shutdown
- Optional USB communication port and RJ45 protection
- Unattended safety shutdown: system alarm and auto Power-Off by USB interface communicating with PC

Rear Panel

1. Output Outlets (selectable)
2. TEL/Modem/Fax surge protection (optional)
3. USB communication (optional)
4. AC Input
5. AC Breaker
6. Fan



Specifications

MODEL	EA240	EA260	EA280	EA2120	EA2150	EA2200	EA2300
Capacity	400 VA 240 W	600 VA 360 W	800 VA 480 W	1200 VA 720 W	1500 VA 900 W	2000 VA 1200 W	3000 VA 1800 W
INPUT							
Voltage	100 / 110 / 120 V: 80 ~ 150 Vac; 220 / 230 / 240 V: 162 ~ 295 Vac (145 ~ 295 Vac optional)						
Frequency	50 / 60 Hz ± 10% (auto-sensing)						
OUTPUT							
Voltage	100 / 110 / 120 Vac ± 10% or 220 / 230 / 240 Vac ± 10%						
Frequency	50 / 60 Hz ± 1% (auto-sensing)						
Waveform	Mains mode: pure sine wave; Battery mode: simulated sine wave						
Transfer time	Typical 8 ms, 10 ms max.						
BATTERIES							
DC voltage	12 V		24 V			48 V	
Configuration	12 V / 4.5 Ah × 1	12 V / 7.0 Ah × 1	12 V / 8.0 Ah × 1	12 V / 7.0 Ah × 2	12 V / 8.0 Ah × 2	12 V / 9.0 Ah × 2	12 V / 9.0 Ah × 4
Recharge time	6 ~ 8 h						
OTHERS							
Protections	Short circuit, battery overcharge, overdischarge, overload, surge						
Communications	USB (optional)						
Humidity	20 ~ 90% RH @ 0 ~ 40°C (non-condensing)						
Noise level	≤ 45 dB (1 m)						
Net / Gross weight (kg)	3.4 / 3.6	4.2 / 4.7	4.9 / 5.3	8.8 / 9.4	9.4 / 10.0	10.2/10.8	19.3/20.6
Dimensions (W × D × H) (mm)	100 × 240 × 142	100 × 280 × 142		136 × 328 × 186		157 × 452 × 211	
Packaged dimensions (W × D × H) (mm)	139 × 282 × 210	139 × 325 × 210		185 × 374 × 269		238 × 536 × 295	
Quantity / 20 ft	/						658 pcs

• All specifications are subject to change without notice.
• Custom-made specifications are acceptable.

EA200Pro

400 VA ~ 1500 VA




Features

- LED display or LCD display selectable
- Microprocessor-based digital control
- Boost and buck AVR for voltage stabilization
- Auto sensing frequency
- Wide input voltage range
- Power-on self test
- Cold start
- Auto restart when mains power is restored
- Auto track mains phase to ensure that inverter output voltage has same phase with utility voltage, reducing transfer time and peak surge
- Intelligent battery management: battery temperature compensation to extend the battery life; three-stage charging to shorten recharge time
- Short circuit, battery overcharge/overdischarge, overload, surge protections
- Automatic charging in OFF mode
- Optional no-load shutdown
- Optional USB & RJ45 ports
- Unattended safety shutdown: system alarm and auto Power-On/Off by USB interface communicating with PC

Rear Panel

1. Output Outlets (selectable)
2. TEL/Modem/Fax surge protection (optional)
3. USB (optional)
4. AC Input
5. Fuse



Optional outlets



Specifications

MODEL	EA240Pro	EA260Pro	EA280Pro	EA2120Pro	EA2150Pro	
Capacity	400 VA 240 W	600 VA 360 W	800 VA 480 W	1200 VA 720 W	1500 VA 900 W	
INPUT						
Voltage	100 / 110 / 120 V: 80 ~ 150 Vac; 220 / 230 / 240 V: 162 ~ 295 Vac (145 ~ 295 Vac optional)					
Frequency	50 / 60 Hz ± 10% (auto-sensing)					
OUTPUT						
Voltage	100 / 110 / 120 Vac ± 10% or 220 / 230 / 240 Vac ± 10%					
Frequency	50 / 60 Hz ± 1% (auto-sensing)					
Waveform	Mains mode: pure sine wave; Battery mode: simulated sine wave					
Transfer time	Typical 2 ~ 7 ms, 10 ms max.					
BATTERIES						
DC voltage	12 V			24 V		
Configuration	12 V / 4.5 Ah×1	12 V / 7.0 Ah×1	12 V / 8.0 Ah×1	12 V / 7.0 Ah×2	12 V / 8.0 Ah×2	
Recharge time	6 ~ 8 h					
COMMUNICATIONS						
USB (optional)	Supports Windows® 98 / 2000 / 2003 / XP / Vista / 2008 / Windows® 7 / 8 / 10					
OTHERS						
Protections	Short circuit, battery overcharge, overdischarge, overload, surge					
Humidity	20 ~ 90% RH @ 0 ~ 40°C (non-condensing)					
Noise level	≤ 45 dB (1 m)					
Plastic case	Net / Gross weight (kg)	3.8 / 4.2	4.2 / 4.6	5.0 / 5.4	9.4 / 9.9	9.8 / 10.3
	Dimensions (W × D × H) (mm)	90×305×165			115×320×220	
	Packaged dimensions (W × D × H) (mm)	133×349×232			161×369×290	
	Quantity / 20 ft	2300 pcs			1400 pcs	

• All specifications are subject to change without notice.
• Custom-made specifications are acceptable.

EA200 Plus

600 VA ~ 1000 VA



Features

- LED display or LCD display selectable
- Microprocessor-based digital control
- Boost and buck AVR for voltage stabilization
- Auto sensing frequency
- Wide input voltage range
- Power-on self test
- Cold start
- Auto restart when mains power is restored
- Auto track mains phase to ensure that inverter output voltage has same phase with utility voltage, reducing transfer time and peak surge
- Intelligent battery management: battery temperature compensation to extend the battery life; three-stage charging to shorten recharge time
- Short circuit, battery overcharge / overdischarge, overload, surge protections
- Automatic charging in OFF mode
- Optional no-load shutdown
- Optional USB & RJ45 ports
- Unattended safety shutdown: system alarm and auto Power-On / Off by USB interface communicating with PC

Rear Panel

1. UPS output with surge protection
2. Bypass output with surge protection
3. AC Input
4. USB (optional)
5. RJ45 (optional)



Control Panel

1. AC Normal Indicator (green)
2. Battery Charging Indicator (amber)
3. Back-up Indicator (red)
4. On / Off button
5. Mains state
6. Output voltage
7. Battery capacity
8. Load capacity
9. Charging port 5V/3A



Specifications

MODEL	EA260P	EA280P	EA2100P
Capacity	600 VA / 360 W	800 VA / 480 W	1000 VA / 600 W
INPUT			
Voltage range	220 / 230 / 240 Vac: 162 - 295 Vac or 145 - 295 Vac		
Frequency range	50 / 60 Hz (auto-sensing)		
OUTPUT			
Output voltage (battery mode)	220 / 230 / 240 Vac \pm 10%		
Output frequency (battery mode)	50 Hz / 60 Hz \pm 1% (auto-sensing)		
Waveform	Mains mode: pure sine wave; Battery mode: simulated sine wave		
Switching time	2 - 8 ms (typical), 12 ms (max.)		
Outlet(s) - Total	8 (Bipasso-schuko socket)		
Outlet(s) - Battery & Surge Protected	4 (Bipasso-schuko socket)		
Outlet(s) - Surge Protected	4 (Bipasso-schuko socket)		
BATTERIES			
DC voltage	12 V		
Configuration	12 V / 7.0 Ah \times 1	12 V / 8.0 Ah \times 1	12 V / 9.0 Ah \times 1
Recharge time	6 ~ 8 h		
INDICATORS			
LED display(LED version)	AC mode, battery mode, battery charge state		
LCD display(LCD version)	Mains state, output voltage, battery capacity, load capacity		
PROTECTION			
Full protection	Short circuit, battery overcharge, over discharge, overload, surge		
OPERATING ENVIRONMENT			
Operating temperature	0 - 40°C		
Relative humidity	5 - 90%		
PHYSICAL			
Dimensions (W \times D \times H) (mm)	205 \times 285 \times 94		
Packaged Dimensions (W \times D \times H) (mm)	255 \times 350 \times 144		
Net/Gross weight (kg)	4.5 / 4.8	5.5/5.8	6.0/6.4

EA200Pro+

600 VA



Features

- LED display
- Microprocessor-based digital control
- Boost and buck AVR for voltage stabilization
- Auto sensing frequency
- Wide input voltage range
- Power-on self test
- Cold start
- Auto restart when mains power is restored
- Auto track mains phase to ensure that inverter output voltage has same phase with utility voltage, reducing transfer time and peak surge
- Intelligent battery management: battery temperature compensation to extend the battery life; three-stage charging to shorten recharge time
- Short circuit, battery overcharge / overdischarge, overload, surge protections
- Automatic charging in OFF mode
- Optional no-load shutdown
- Optional USB ports
- Unattended safety shutdown: system alarm and auto Power-On / Off by USB interface communicating with PC

Panel interface

1. USB(optional)
2. AC input
3. Battery charge state (red)
4. Battery Mode (amber)
5. AC Mode (green)
6. On / Off button
7. Output outlets



Specifications

MODEL	EA260Pro+
Capacity	600VA / 360W
INPUT	
Voltage range	100 / 110 / 120 Vac: 80 - 150 Vac ; 220 / 230 / 240 Vac: 162 - 295 Vac or 145 - 295 Vac
Frequency range	50 / 60 Hz (auto-sensing)
OUTPUT	
Output voltage (battery mode)	100 / 110 / 120 Vac \pm 10% or 220 / 230 / 240 Vac \pm 10%
Output frequency (battery mode)	60 Hz / 50 Hz \pm 1% (auto-sensing)
Waveform	Mains mode: pure sine wave; Battery mode: simulated sine wave
Switching time	2 - 8 ms (typical), 12 ms (max.)
BATTERIES	
DC voltage	12 V
Configuration	12 V / 7.0Ah \times 1
Recharge time	6 ~ 8 h
INDICATORS	
LED display	AC mode, battery mode, battery charge state
PROTECTION	
Full protection	Short circuit, battery overcharge, over discharge, overload, surge protections
OPERATING ENVIRONMENT	
Operating temperature	0 - 40°C
Relative humidity	5 - 90%
PHYSICAL	
Dimensions (W \times D \times H) (mm)	175 \times 255 \times 93
Packaged dimensions (W \times D \times H) (mm)	224 \times 332 \times 130
Net/Gross weight (kg)	4.2 / 4.5

EA200R

600 VA ~ 2000 VA



Features

- LED display or LCD display selectable
- Microprocessor-based digital control
- Boost and buck AVR for voltage stabilization
- Auto sensing frequency
- Wide input voltage range
- Power-on self test
- Cold start
- Auto restart when mains power is restored
- Auto track mains phase to ensure that inverter output voltage has same phase with utility voltage, reducing transfer time and peak surge
- Intelligent battery management: battery temperature compensation to extend the battery life; three-stage charging to shorten recharge time
- Short circuit, battery overcharge / overdischarge, overload, surge protections
- Automatic charging in OFF mode
- Optional no-load shutdown
- Optional RS232 / USB communication port and RJ11 / RJ45 protection
- Unattended safety shutdown: system alarm and auto Power-On / Off by RS232 or USB interface communicating with PC

Rear Panel

1. Output Outlets (selectable)
2. TEL/Modem/Fax surge protection (optional)
3. USB (optional)
4. AC Input



Specifications

MODEL	EA260R	EA280R	EA2120R	EA2150R	EA2200R	
Capacity	600 VA 360 W	800 VA 480 W	1200 VA 720 W	1500 VA 900 W	2000 VA 1200 W	
INPUT						
Voltage	100 / 110 / 120 V: 80 ~ 150 Vac; 220 / 230 / 240 V: 162 ~ 295 Vac (145 ~ 295 Vac optional)					
Frequency	50 / 60 Hz ± 10% (auto-sensing)					
OUTPUT						
Voltage	100 / 110 / 120 Vac±10% or 220 / 230 / 240 Vac±10%					
Frequency	50 / 60 Hz±1% (auto-sensing)					
Waveform	Mains mode: pure sine wave; Battery mode: simulated sine wave					
Transfer time	Typical 2 ~ 7 ms, 10 ms max.					
BATTERIES						
DC voltage	12 V		24 V			
Configuration	12 V / 7.0 Ah×1	12 V / 8.0 Ah×1	12 V / 7.0 Ah×2	12 V / 8.0 Ah×2	12 V / 9.0 Ah×2	
Recharge time	6 ~ 8 h					
OTHERS						
Protections	Short circuit, battery overcharge, over discharge, overload, surge					
Communications	USB / RS232 / SNMP (optional)					
Humidity	20 ~ 90% RH @ 0 ~ 40°C (non-condensing)					
Noise level	≤ 45 dB (1 m)					
Rack mount	Net / Gross weight (kg)	7.0 / 7.5	8.2 / 8.7	11.6 / 12.1	13.3 / 13.8	14.9 / 15.4
	Dimensions (W × D × H) (mm)	308 × 438 × 88		308 × 438 × 132		
	Packaged dimensions (W × D × H) (mm)	395 × 525 × 185		395 × 525 × 225		

•All specifications are subject to change without notice.
•Custom-made specifications are acceptable.

Gaming UPS

1000VA ~ 2000VA



Features

- Pure sine wave output
- Microprocessor-based digital control
- Wide input voltage range
- Boost and buck AVR for voltage stabilization
- Auto sensing frequency
- Press the button to switch the RGB lighting
- Built in mute control button
- Built-in two USB charger ports for mobile devices

- Humanized alarm system
- Power-on self test
- Cold start
- Auto restart when mains power is restored
- Intelligent battery management
- Short circuit and overload protection
- Automatic charging in OFF mode
- USB & RJ45 communication port

Rear Panel

1. AC input
2. AC Breaker
3. Output Outlets
4. USB communication port(optional)



Optional outlets



Specifications

Model	1000VA	1500VA	2000VA
Rated power	600W	900W	1200W
Input			
Rated input voltage	100/110/120Vac or 220/230/240Vac		
Input voltage range	100/110/120Vac: 80~150Vac; 220/230/240Vac: 160~290Vac		
Frequency range	50Hz/60Hz(auto-sensing), 45~55Hz for 50Hz, 55~65Hz for 60Hz		
Output			
Output voltage(battery mode)	100/110/120Vac±10% or 220/230/240Vac±10%		
Output frequency(battery mode)	50Hz/60Hz±0.3Hz(auto-sensing)		
Waveform	pure sine wave		
Switching time	6ms(typical), 10ms(max.)		
Batteries			
DC voltage	24V		
Model & numbers	12V/7Ah×2	12V/9Ah×2	
Recharge time	6~8 h recharging to 90% capacity		
Charging current	1A(max.)		
Others			
Operating temperature	0~40°C		
Relative humidity	5~90%		
Dimensions(W×H×D)(mm)	99×280×420		
Packaged dimensions(W×H×D)(mm)	180×378×515		
Net weight(kg)	8.5	11.0	11.5
Gross weight(kg)	9.5	12.0	12.5

- All specifications are subject to change without notice
- Custom-made specifications are acceptable

EA600 Pro

1000VA ~ 2000VA



Features

- Pure sine wave output
- Microprocessor-based digital control
- Wide input voltage range
- Boost and buck AVR for voltage stabilization
- Auto sensing frequency
- Press the button to switch the RGB lighting
- Built in mute control button
- Built-in two USB charger ports for mobile devices
- Humanized alarm system
- Power-on self test
- Cold start
- Auto restart when mains power is restored
- Intelligent battery management
- Short circuit and overload protection
- Automatic charging in OFF mode
- USB & RJ45 communication port

Rear Panel

1. AC input
2. AC Breaker
3. Output Outlets
4. USB communication port(optional)



Optional outlets



Specifications

Model	1000VA	1500VA	2000VA
Rated power	600W	900W	1200W
Input			
Rated input voltage	100/110/120Vac or 220/230/240Vac		
Input voltage range	100/110/120Vac: 80~150Vac; 220/230/240Vac: 160~290Vac		
Frequency range	50Hz/60Hz(auto-sensing), 45~55Hz for 50Hz, 55~65Hz for 60Hz		
Output			
Output voltage(battery mode)	100/110/120Vac±10% or 220/230/240Vac±10%		
Output frequency(battery mode)	50Hz/60Hz±0.3Hz(auto-sensing)		
Waveform	pure sine wave		
Switching time	6ms(typical), 10ms(max.)		
Batteries			
DC voltage	24V		
Model & numbers	12V/7Ah×2	12V/9Ah×2	
Recharge time	6~8 h recharging to 90% capacity		
Charging current	1A(max.)		
Others			
Operating temperature	0~40°C		
Relative humidity	5~90%		
Dimensions(W×H×D)(mm)	99×280×420		
Packaged dimensions(W×H×D)(mm)	180×378×515		
Net weight(kg)	8.5	11.0	11.5
Gross weight(kg)	9.5	12.0	12.5

- All specifications are subject to change without notice
- Custom-made specifications are acceptable

EA600

500 VA ~ 3000 VA



Features


- Pure sine wave output
- DSP digital control
- Boost and buck AVR for voltage stabilization
- Auto sensing frequency
- Adjustable charging current and battery shutdown point
- Settable ECO mode and no-load shutdown
- Humanized alarm system
- Power-on self test
- Cold start
- Auto restart when mains power is restored
- Intelligent battery management
- Short circuit and overload protection
- Automatic charging in OFF mode
- USB & RJ45, AS400 / SNMP (optional) communication port

Rear Panel

1. USB / RJ45
2. Output Outlets
3. EXT Battery (optional)
4. AC Breaker
5. Input
6. SNMP (optional)
7. Fan



3 kVA (H)



3 kVA (S)



Optional outlets



RT

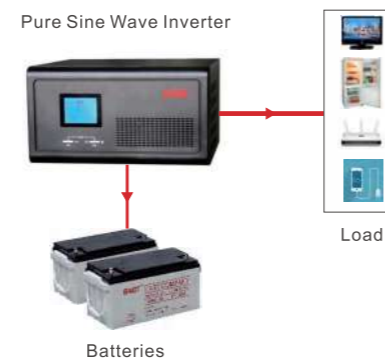
Specifications

MODEL	EA605	EA610	EA615	EA620	EA630	
Capacity	500 VA / 300 W	1000 VA / 800 W	1500 VA / 1200 W	2000 VA / 1600 W	3000 VA / 2400W	
DC INPUT						
Rated voltage	12 V	24 V	36 V (S) 48 V (H)	48 V		
DC input range (default)	10 ~ 15 V	20~30 V	30 ~ 45 V (S) 40 ~ 60 V (H)	40~60 V		
AC INPU						
AC input range (bypass mode)	0 ~ 242 / 264 / 276 / 288 Vac for 200 / 220 / 230 / 240 Vac ± 10 Vac					
AC input range (mains mode)	200 V: 145 ~ 260 Vac; 220 V: 165 ~ 280 Vac 230 V: 175 ~ 290 Vac; 240 V: 185 ~ 300 Vac					
Frequency input range	50 / 60 Hz (auto-sensing), 50 / 60 Hz ± 5% ~ 15%					
Generator connection	Available (generator input power is settable)					
OUTPUT						
Inverter output range	200 / 220 / 230 / 240 Vac ± 5% (settable)					
AC output range (bypass mode)	0 ~ 242 / 264 / 276 / 288 Vac for 200 / 220 / 230 V / 240 Vac ± 10 Vac					
AC output range (mains mode)	200 V: 166 ~ 226 Vac; 220 V: 188 ~ 245 Vac, 230 V: 199 ~ 254 Vac; 240 V: 210 ~ 264 Vac					
Output frequency	50 / 60 Hz ± 0.3 Hz (settable)					
Waveform	Pure sine wave					
Inverter efficiency	Max. 75%	Max. 80%		Max. 80%		
Energy saving mode	Settable (< 3% load), enter in 80 s					
No-load shutdown	Settable (< 3% load), shut down in 80 s					
Transfer time	≤ 10 ms					
THDV (resistive load)	≤ 5%					
Protections	Overload, short circuit (inverter), battery low voltage, battery over charge, overtemperature					
Overload (mains mode)	110% for 120 s, 125% for 60s, 150% for 10s (transfer to bypass mode)					
Overload (inverter mode)	110% for 60 s, 125% for 10 s, 150% for 5 s (shut down directly)					
Mute	Automatic mute in 60 s or by manual					
BATTERIES						
Inbuilt battery (standard model)	/	12 V / 7 Ah x 2	12 V / 9 Ah x 2	12 V / 9 Ah x 3	12 V / 9 Ah x 4	
Charging current	Standard model (S): 1 A (default)					
	Long time model (H): 10 A (default); < 10 A, set step 1 A; ≥ 10 A, set step 5 A					
	Max. 10 A (H)	Max. 15 A (H)	/	Max. 20 A (H)	Max. 25 A (H)	
Equalizing charge voltage	Single battery 14.1 Vdc (default), 13.6 ~ 15 Vdc adjustable					
Floating charge voltage	Single battery 13.5 Vdc (default), 13.2 ~ 14.6 Vdc adjustable					
Low voltage alarm point	Single battery 10.8 Vdc (default), 9.6 ~ 13Vdc adjustable					
Low voltage shutdown point	Single battery 10.2 Vdc (default), 9.6 ~ 11.5 Vdc adjustable					
OTHERS						
Communications	USB & RJ45 (standard), dry contacts / SNMP (optional)					
Operating temperature	5°C ~ 40°C					
Operating humidity	Relative humidity ≤ 93%					
Noise level	≤ 50 dB (1 m)					
Tower	Dimensions (W x D x H) (mm)	144 x 345 x 215 (S / H)			144 x 410 x 215 (S) 144 x 345 x 215 (H)	157.5 x 460 x 221.5 (S) 190 x 467 x 335.5 (H)
	Packaged dimensions (W x D x H) (mm)	236 x 427 x 316 (S / H)			236 x 492 x 316 (S) 236 x 427 x 316 (H)	238 x 550 x 305 (S) 320 x 592 x 462 (H)
	Net weight (kg)	7.0 (H)	12.2 (S) 11.6 (H)	14.2 (S)	18.5 (S) 17.8 (H)	23.6 (S) 28.0 (H)
	Gross weight (kg)	8.0 (H)	13.2 (S) 12.6 (H)	15.2 (S)	19.8 (S) 18.8 (H)	25 (S) 30.0 (H)
Rack-mount (2U)	Dimensions (W x D x H) (mm)	/	440 x 338 x 88	440 x 318 x 88	440 x 428 x 88	440 x 468 x 88
	Packaged dimensions (W x D x H) (mm)	/	611 x 448 x 208	616 x 443 x 190	560 x 545 x 201	597 x 545 x 198
	Net weight (kg)	/	14.6	15	21	27
	Gross weight (kg)	/	16.8	17.2	23.7	29.8

- S means standard model, H means long time model.
- All specifications are subject to change without notice.
- Custom-made specifications are acceptable.

Pure Sine Wave Inverter

300 W ~ 3500 W



The Pure Sine Wave Inverter is desirable long backup power solution for home and office appliances. It is not only an inverter but also contains a powerful intelligent charger. It provides pure sine wave power to all kinds of loads. And it can be used as UPS for computers as well.

Features

- DSP digital control technology
- Pure sine wave output
- Suitable for all kinds of loads, such as resistive, inductive and rectified loads and motors
- Use of pulse by pulse technology, improving load shock ability
- Charge current Max. 60 A. Settable charge current and charge voltage on front panel
- Settable no-load shutdown and energy saving mode
- Short circuit, overload and low battery protection
- Intelligent long backup time up to 10 hrs (based on battery bank and loads)
- Compatible with generators and matching of inverter and generator is settable
- Unique functions: optional DC module enables the inverter to apply to communications, router, switch, mobile charging, DC fans and illumination.

Rear Panel

1. Input
2. Output
3. Battery Breaker
4. Battery Input
5. Fuse
6. AC Breaker
7. Fan
8. DC Output (optional)



Specifications

Inverter

MODEL	300 W	600 W	1000 W	1600 W	2500 W	3500 W
DC INPUT						
Nominal input voltage	12 V			24 V		
DC input voltage range	10 ~ 15 V			20 ~ 30 V		
AC INPUT						
Bypass voltage	0 ~ 264 Vac for 220 / 230 / 240 Vac, 0 ~ 132 Vac for 100 / 110 / 115 / 120 Vac					
AC voltage	150 ~ 282 Vac for 220 Vac, 156 ~ 294 Vac for 230 Vac, 163 ~ 307 Vac for 240 Vac, 68 ~ 128 Vac for 100 Vac, 75 ~ 141 Vac for 110 Vac, 79 ~ 148 Vac for 115 Vac, 82 ~ 154 Vac for 120 Vac					
Frequency	50 / 60 Hz (auto-sensing & settable: 5% ~ 15%, default 15%), 42.5 ~ 57.5 Hz for 50 Hz, 51 ~ 69 Hz for 60 Hz					
Input voltage of generator	99 ~ 282 Vac for 220 Vac, 104 ~ 294 Vac for 230 Vac, 108 ~ 307 Vac for 240 Vac, 45 ~ 128 Vac for 100 Vac, 50 ~ 141 Vac for 110 Vac, 52 ~ 148 Vac for 115 Vac, 54 ~ 154 Vac for 120 Vac					
Input frequency of generator	40 ~ 70 Hz					
Input power limitation	Rated power 10% ~ 150%, regulating step 10%, default 120%					
OUTPUT						
DC mode output voltage	220 / 230 / 240 Vac ± 5% or 100 / 110 / 115 / 120 Vac ± 5% (settable)					
AC mode output voltage	174 ~ 242 Vac for 220 Vac, 182 ~ 253 Vac for 230 Vac, 190 ~ 264 Vac for 240 Vac, 79 ~ 109 Vac for 100 Vac, 87 ~ 121 Vac for 110 Vac, 93 ~ 125 Vac for 115 Vac, 95 ~ 133 Vac for 120 Vac					
Nominal output frequency	50 / 60 Hz ± 0.3 Hz (auto-sensing & settable)					
Output waveform	Pure sine wave					
Output power	300 W	600 W	1000 W	1600 W	2500 W	3500 W
Efficiency	Max. 95% (mains mode); Max. 80% (inverter mode)					
ECO mode	Settable, load < 3%, enter in 80 s					
No-load shutdown	Settable, time can be set (1 ~ 99 min), load can be set (3% ~ 50%)					
Transfer time	≤ 10 ms			≤ 15 ms		
Power factor	1.0					
THDv	< 5% (linear load)					
Inductive load	Yes					
Motor load	Yes					
Rectifier load	Yes					
Overload	Mains mode: 110% for 120 s, 125% for 60 s, 150% for 10 s (switch to bypass) Inverter mode: 110% for 60 s, 125% for 10 s, 150% for 10 s (shut down)					
BATTERIES						
Charging current (selectable)	Default 10 A	Default 20 A, regulating step 1 A (< 10 A) / 5 A (> 10 A)				
	Max. 15 A	Max. 30 A	Max. 40 A	Max. 40 A	Max. 50 A	Max. 60 A
Equalizing charge voltage	Single battery 14.4 Vdc (default), 13.6 ~ 15 Vdc adjustable					
Floating charge voltage	Single battery 13.7 Vdc (default), 13.2 ~ 14.6 Vdc adjustable					
Charge mode	3 stage charge mode					
DOD	Single battery 10.8 Vdc (default), 9.6 ~ 13 Vdc settable					
EOD	Single battery 10.2 Vdc (default), 9.6 ~ 11.5 Vdc adjustable					
Reverse warning	Buzzer					
DC MODULES (OPTIONAL)						
Model	5 V (2A), 9 V / 12 V (1A), 15 V / 24 V (1A), 12 V / 24 V (10A)					
OTHERS						
Protections	Overload, short-circuit, overvoltage, undervoltage, overcharge, overtemperature, excessive low battery					
Human-machine interface	LCD & BUZZER					
Operating temperature	0°C ~ 40°C					
Operating humidity	Relative humidity ≤ 93%					
Net weight (kg)	8.0 / 8.5 / 7.4	10.9 / 11.4 / 11	14.0 / 14.6	18.0 / 18.5	32.0	36.0
Gross weight (kg)	9.0 / 9.5 / 8.4	11.9 / 12.4 / 12	15.0 / 15.6	19.0 / 19.5	34.0	38.0
Dimensions (W × D × H) (mm)	280×258×120 (w / o option) 293×280×160 (w / option) 400×210×127 (Wall mounted)		293 × 280 × 160		302 × 479 × 209	
Packaged dimensions (W × D × H) (mm)	330×352×200 (w / o option) 370×355×235 (w / option) 490×290×195 (Wall mounted)		370 × 355 × 235		353 × 582 × 287	

- All specifications are subject to change without notice.
- Custom-made specifications are acceptable.

Pure Sine Wave Inverter

300 W ~ 500 W



The Pure Sine Wave Inverter is desirable long backup power solution for home and office appliances. It is not only an inverter but also contains a powerful intelligent charger. It provides pure sine wave power to all kinds of loads. And it can be used as UPS for computers as well.

Features

- Tower design
- DSP digital control technology
- Pure sine wave output
- Suitable for all kinds of loads, such as resistive, inductive and rectified loads and motors
- Use of pulse by pulse technology, improving load shock ability
- Charge current Max. 15A
- Settable no-load shutdown and energy saving mode
- Short circuit, overload and low battery protection
- Intelligent long backup time up to 10h (based on battery bank and loads)
- Compatible with generators, and matching of inverter and generator is settable.
- Usable as off-grid solar inverter if combined with EAST charge controller



Specifications

MODEL	300W	500W
DC INPUT		
Nominal input voltage	12 V	
DC input voltage range	10 ~ 15 V	
AC INPUT		
AC voltage	150 ~ 282 Vac for 220 Vac, 156 ~ 294 Vac for 230 Vac, 163 ~ 307 Vac for 240 Vac	
Nominal input frequency	50 / 60 Hz (auto-sensing), 42.5 ~ 57.5 Hz for 50 Hz, 51 ~ 69 Hz for 60 Hz	
OUTPUT		
DC mode output voltage	220 / 230 / 240 Vac ± 5%	
AC mode output voltage	220 / 230 / 240Vac ±5% or 100 / 110 / 115 / 120Vac ±5%	
Nominal output frequency	50 / 60 Hz ± 0.3 (auto-sensing & settable)	
Output waveform	Pure sine wave	
Output power	300 W	500 W
Efficiency	Max. 95% (mains mode); Max. 80% (inverter mode)	
Transfer time	≤ 10 ms	
Power factor	1	
THD	< 5% (linear load)	
Inductive load	Yes	
Motor load	Yes	
Rectifier load	Yes	
Overload capability	Mains mode: 110% for 120 s, 125% for 60 s, 150% for 10 s Inverter mode: 110% for 60 s 125% for 10 s 150% for 10 s (shut down)	
BATTERIES		
Charging current	5 A (Optional 10A / 15A)	10 A (Optional 5A / 15A)
Equalizing charge voltage	Single battery 14.1 Vdc (default), 13.6 ~ 15 Vdc adjustable	
Floating charge voltage	Single battery 13.5 Vdc (default), 13.2 ~ 14.6 Vdc adjustable	
OTHERS		
Human machine interface	LCD & BUZZER	
Operating temperature	0°C ~ 40°C	
Operating humidity	5% ~ 95% RH	
Forced air cooling	Variable speed fans	
Net weight (kg)	5.3	7.5
Gross weight (kg)	5.8	8
Dimensions (W × D × H) (mm)	281 × 132 × 176	
Packaged dimensions (W × D × H) (mm)	355 × 195 × 251	

•All specifications are subject to change without notice.

Modified Sine Wave Inverter

1200 VA ~ 2400 VA



The Modified Sine Wave Inverter is a DC-to-AC inverter with auto line-to-battery transfer and integrated charging system, serving as an extended-run UPS, is a standalone power source or a home inverter as well. It supplies power from AC power and DC source. When AC cable is connected to a wall outlet, utility power goes to connected equipment and/or charges the batteries via the charging system. In battery mode, it automatically converts battery energy into AC power for backing up the connected devices.

Features

- Automatic line to battery transfer
- Rack / Tower design, installation versatility
- Adjustable wider input voltage range and charging current
- Intelligent charging control, efficient charging
- Auto restart when mains power is restored
- Superior protection: low battery, overcharge, overload, overtemperature and short circuit
- High load-bearing capacity, supporting various household loads and IT equipment (< 50% half-wave load, < 30% inductive load)

Specifications

MODEL	1200 VA	1500 VA	2400 VA
Capacity	720 W	900 W	1440 W
INPUT			
Rated voltage	220 / 230 / 240 Vac (selectable)		
Voltage range	220 / 230 / 240 Vac, -22% / -59% ~ +26%, ± 5 Vac (selectable)		
Rated frequency	50 / 60 Hz (auto -sensing)		
Frequency range	± 10% (default), ± 5% ~ 15% (selectable)		
OUTPUT			
Power factor	0.6		
Output voltage	Battery mode: 220 / 230 / 240 Vac±10% (selectable) Mains mode: synchronized with utility power		
Output frequency	Battery mode: 50 / 60 Hz±1% (selectable); Mains mode: synchronized with utility power		
Output waveform	Battery mode: square wave; Mains mode: synchronized with utility power		
Inversion efficiency	≥ 83% (max.)	≥ 85% (max.)	
IT equipment	Yes		
Half-wave load	≤ 50% (rated load)		
Inductive load	≤ 30% (rated load)		
BATTERIES			
Rated voltage	12 Vdc	24 Vdc	
Charging current (Max.)	20 / 10 A ± 3 A (selectable)	15 / 10 A ± 3 A (selectable)	
Equalizing charge voltage	Single battery 14.2 ± 0.3 Vdc (default), 13.6 ~ 15.0 Vdc (selectable)		
Floating charge voltage	Single battery 13.6 ± 0.3 Vdc		
Low voltage alarm	Single battery 10.8 ± 0.3 Vdc (default), 9.6 ~ 13.0 Vdc (selectable)		
Low voltage shutdown	Single battery 10.2 ± 0.3 Vdc (default), 9.6 ~ 12.0 Vdc (selectable)		
Overvoltage protection	Single battery 15.0 ± 0.3 Vdc		
Overvoltage recovery	Single battery 13.6 ± 0.3 Vdc		
SYSTEM			
Transfer time	≤ 8 ms (typical) , ≤ 15 ms (max.)		
Protections	Overload, short circuit, over-temperature, output over/under-voltage, excessive low battery		
Overload times (Mains mode)	≥ 110% for 120 s, ≥ 125% for 60 s, ≥ 150% for 10 s, ≥ 200% for 1 s		
Overload times (Battery mode)	≥ 110% for 60 s, ≥ 125% for 5 s, ≥ 150% for 1 s		
Communication interface	No		
Panel display	LCD + LED		
OTHERS			
Operating temperature	0 ~ 45°C		
Operating humidity	0 ~ 95% (non-condensing)		
Altitude	≤ 1000 m (Above 1000 m, derating 1% for each additional 100 m)		
IP rating	IP20		
Cooling	Forced-air cooling		
Noise	< 45 dB		
Dimensions (W x D x H) (mm)	245 x 220 x 80		
Packaged dimensions (W x D x H) (mm)	315 x 290 x 156		
Net weight (kg)	2.66	2.68	2.82
Gross weight (kg)	3.02	3.04	3.18

•Note: "Selectable" can be customized according to customer requirements.

Software & Accessories

Monitoring Software UPSmart



Product Introduction

UPSmart is monitoring software for single UPS developed on RS232/USB interface. When mains input is normal, UPSmart can display the input voltage, output voltage, frequency, load, battery capacity and many other parameters with real time data curves. When mains input is abnormal or other fault occurs, UPSmart can save the document automatically, make system turned off safely and automatically send alarm information by email or SMS messages. With UPSmart, users don't need to worry about any loss to the system cause by the abnormal mains power; users can make the necessary processing at the first time, and learn the historical operation information of equipment through query historical data and events saved in the system.

Application platform

Windows 98; Windows NT; Windows 2000; Windows ME; Windows XP; Windows 2003; Windows Vista; Windows 7

Features

- Working status: mains, battery, inverter, bypass, self test, etc.
- Real time monitoring: voltage, frequency, load, battery and other information
- Automatically securely saves data for common applications before shut down the system
- Multiple test methods for UPS diagnostic testing
- Automatic sequence turning on / off time of computer and UPS is configurable
- Historical parameters, operations and events can be inquired
- Local alarm and remote alarm functions are available
- Auto restart is settable

NANO-SNMP Card (iDA-Star series)



Internal card



External card

Specifications

MODEL	iDA-ST200P	iDA-ST200E
Type	Internal card	External card
Communication interface	RJ45, RS232, RS485	
Network interface	10/100Mbps high-speed Ethernet adaptive	
Serial interface	One 232 port for UPS communication, one 232 port for SMS and temperature-humidity module, one 485 port for protocol conversion	
SNMP MIB	RFC1628	
Network protocol	TCP/IP, UDP, SNMP, SNTP, HTTP, SMTP, DHCP, DNS, FTP, ARP, ICMP, etc.	
Input power (DC)	9~28V	
Power consumption	Max. 1.5W	
Operating environment	Temperature: 0°C~50°C, humidity: 10~90%	
Other configuration	Real-time system clock	
Program upgrade	FTP remote network upgrade through web page	
Multi-language	Support simplified Chinese, traditional Chinese, English	
System security	Offer IP-based filtering mechanism and password for system operation and control management	
Applicable for	EAST full range conventional UPS products	
Dimensions	10 × 42 × 81mm	

Application schematic diagram

